
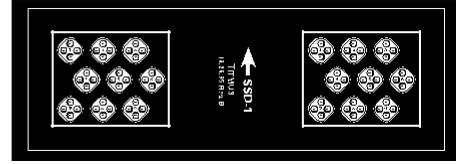


Slides for Occupational Landolt Model




Test No. 1, SF-1 — Binocularity Both Eyes

To determine whether both eyes are being used together.



Test No. 5, SSD-1 — Stereo Depth

Is a precise measure of one of the important factors of depth perception. The reliability of test results is high. It provides an excellent measure of binocular skill. Easily administered.



Test No. 2, SAB-1 — Acuity* Both Eyes

This psychologically sound pattern of Landolt Rings provides a precise measure of acuity with literates or illiterates. Easy to administer. The test symbol to be identified is the unbroken ring.



Test No. 6, SCD-1 — Color Perception

Consists of six accurately and authentically reproduced Ishihara Pseudo-Isochromatic plates. Detects color deficiency, but does not classify.



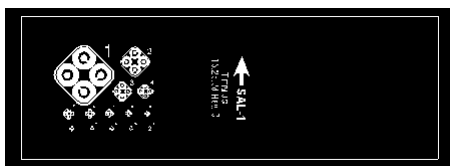
Test No. 3, SAR-1 — Acuity* Right Eye

Same as Both Eyes except Landolt Ring symbols are omitted from left eye area. Permits measuring the habitual functioning of the Right Eye while both eyes look at the slide.



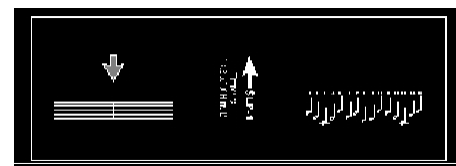
Test No. 7, SVP-1 — Vertical Phoria

Measures vertical balance between the two eyes. Good vertical alignment is an important factor in comfortable, efficient, two-eyed vision and is related to efficiency in most occupations.



Test No. 4, SAL-1 — Acuity* Left Eye

This slide is similar in principle to that used for the Right Eye.



Test No. 8, SLP-1 — Lateral Phoria

Desirable Phoria scores are associated with quick, accurate eye fixations and precise, effortless seeing.

*Visual acuity steps - 20/200, 20/100, 20/70, 20/50, 20/40, 20/35, 20/30, 20/25, 20/22, 20/20, 20/18, 20/17, 20/15, 20/13

Improvements have been made to test slides to enhance viewing performance. *Patented technology.